

**SUMMARY REPORT OF DISBURSEMENTS**  
As of December 31, 2014


**TOURISM - ARMM**

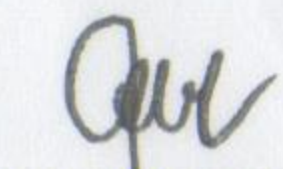
101


PARTICULARS	CURRENT YEAR BUDGET				PRIOR YEAR BUDGET				CURRENT OBLIGATIONS				SUB-TOTAL (5) = (2+3+4)	TRUST LIABILITIES				OTHERS	GRAND TOTAL				REMARKS
	PS	MOOE	CO	TOTAL	PS	MOOE	CO	TOTAL	PS	MOOE	CO	TOTAL		PS	MOOE	CO	TOTAL		PS	MOOE	CO	TOTAL	
1	2				3				4					6				7	8				10
<b>REGIONAL</b>																							
Cash Allocation	2,602,000	821,000		3,423,000					2,602,000	820,786		3,422,786					2,602,000	820,786		3,422,786			
MDS Checks Issued																							
Advice to Debit Account																							
Advice Issued	226,414	22,710		249,123					226,414	22,710		249,123					226,414	22,710		249,123			
Payment Ceiling																							
Payment Authority																							
<b>TOTAL</b>	<b>2,828,414</b>	<b>843,710</b>		<b>3,672,123</b>					<b>2,828,414</b>	<b>843,496</b>		<b>3,671,909</b>					<b>2,828,414</b>	<b>843,496</b>		<b>3,671,909</b>			
<b>PROVINCE</b>																							
Cash Allocation	3,115,500	581,500		3,697,000					3,115,500	572,747		3,688,247					3,115,500	572,747		3,688,247			
MDS Checks Issued																							
Advice to Debit Account																							
Advice Issued	225,149	8,368		233,517					225,149	8,368		233,517					225,149	8,368		233,517			
Payment Ceiling																							
Payment Authority																							
<b>TOTAL</b>	<b>3,340,649</b>	<b>589,868</b>		<b>3,930,517</b>					<b>3,340,649</b>	<b>581,115</b>		<b>3,921,764</b>					<b>3,340,649</b>	<b>581,115</b>		<b>3,921,764</b>			
<b>CITY</b>																							
Cash Allocation	2,544,000	706,000		3,250,000					2,544,000	706,000		3,250,000					2,544,000	706,000		3,250,000			
MDS Checks Issued																							
Advice to Debit Account																							
Advice Issued	227,889	18,478		246,367					227,889	18,478		246,367					227,889	18,478		246,367			
Payment Ceiling																							
Payment Authority																							
<b>TOTAL</b>	<b>2,771,889</b>	<b>724,478</b>		<b>3,496,367</b>					<b>2,771,889</b>	<b>724,478</b>		<b>3,496,367</b>					<b>2,544,000</b>	<b>724,478</b>		<b>3,496,367</b>			
<b>REGIONAL</b>																							
Cash Allocation	3,115,500	701,500		3,817,000					3,115,500	710,467		3,825,967					3,115,500	710,467		3,825,967			
MDS Checks Issued																							
Advice to Debit Account																							
Advice Issued	209,954	14,395		224,350					209,954	14,395		224,350					209,954	14,395		224,350			
Payment Ceiling																							
Payment Authority																							
<b>TOTAL</b>	<b>3,325,454</b>	<b>715,895</b>		<b>4,041,350</b>					<b>3,325,454</b>	<b>724,862</b>		<b>4,050,317</b>					<b>3,325,454</b>	<b>724,862</b>		<b>4,050,317</b>			
<b>GRAND TOTAL</b>	<b>12,266,406</b>	<b>2,873,951</b>		<b>15,140,357</b>					<b>12,266,406</b>	<b>2,873,951</b>		<b>15,140,357</b>					<b>12,038,517</b>	<b>2,873,951</b>		<b>15,140,357</b>			

Certified Correct:

APPROVED BY:

  
SITTI FATIMA A. KUSASI  
Budget Officer II

  
CARIMAH U. HADJI ISMAEL, CPA  
Accountant II

  
ENGR. MARITES K. MAGUINDRA, CEO VI  
Regional Secretary